

A walkable downtown destination with a thriving arts and culture scene, Tacoma offers a metropolitan setting surrounded by natural Northwest beauty.

## Central Location

Tacoma is in close proximity to Sea-Tac Airport, Seattle, Olympia, and Mt. Rainier. The Greater Tacoma Convention Center is located just off of I-5 in the heart of downtown Tacoma, 18 miles from the airport.

## Accommodations

The facility is adjacent to premium hotels and within close proximity to a wide range of guest room options for citywide conventions. Our staff is available to assist with hotel needs.

## Light Rail

The Convention Center light rail stop links Tacoma visitors with the downtown corridor. With easy, on-site and street parking, we are located in a safe, walkable area.

## Citywide Hospitality

Visitors to Tacoma find a welcoming environment, with merchants and information centers eager to accommodate your guests to enjoy everything a genuine Northwest experience has to offer, including cultural attractions, dining, nightlife and the outdoor attractions.

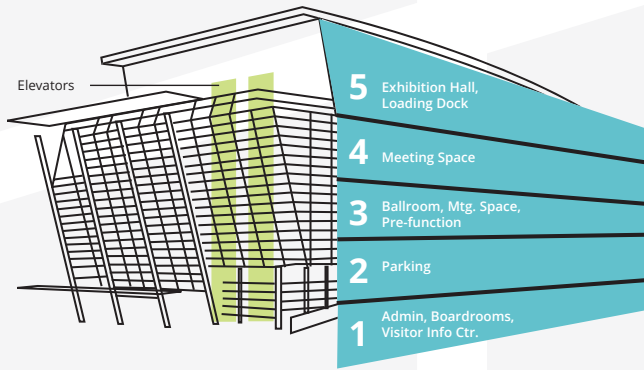
## Attention to Detail

Our **team of experts** is dedicated in assisting you through every stage of your event, including audio/visual, catering, ticketing, safety, and marketing services.

## Facility Highlights

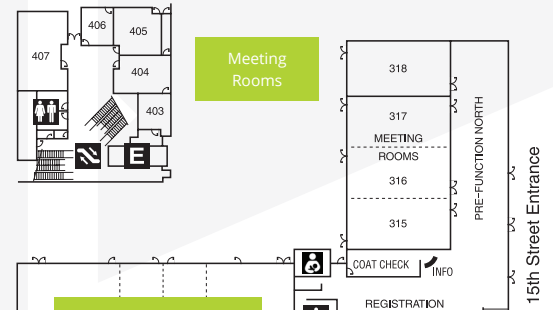
- Five loading bays, including drive-on ramp to Exhibition Hall
- Built-in registration on the third floor, connects to office/storage area
- Sweeping views of downtown Tacoma and Mt. Rainier
- Robust Wi-Fi access throughout the facility
- Over **24,000** square feet of pre-function space
- Ballroom with **13,650** square feet (divisible up to three rooms)
- Exhibition Hall with **50,000** square feet of column-free space
- Glass-enclosed entries, lobbies, and spectacular suspended stairway
- Seven art installations, including Andy Warhol's famous *Flowers for Tacoma*





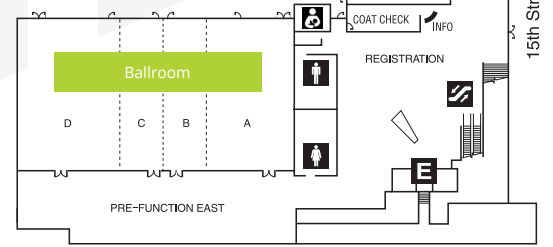
## 4

- Meeting Rooms



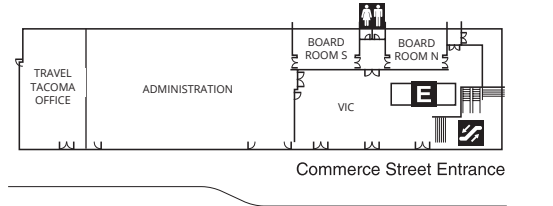
## 3

- Ballroom
- Meeting Rooms
- Pre-function
- Nursing Mother's Room

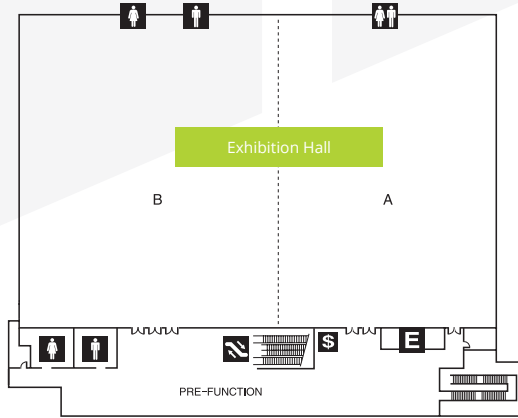


## 1

- Administration
- Boardrooms
- Light Rail Train Stop
- Visitor Information
- Travel Tacoma Office



- Exhibition Hall
- Pre-function
- Loading Docks



The Greater Tacoma Convention Center is one of **Washington State's largest** meeting and convention facilities. Our well-designed event spaces make our venue one of the most user-friendly facilities in the industry.

ROOM	FLOOR	SQ. FT.	CEILING	L' X W'	THEATER	ROUNDS	CLASSROOM	CONFERENCE	U-SHAPED	10' X 10'
Boardroom North	1	720	8'	30 x 24	—	—	—	18	—	—
Boardroom South	1	792	8'	33 x 24	—	—	—	18	—	—
Ballroom A	3	4400	23' 8"	88 x 50	400	230	230	100	80	20
Ballroom C	3	2200	23' 8"	88 x 25	200	70	95	80	75	9
Ballroom D	3	4575	23' 8"	88 x 52	400	230	230	100	80	20
Ballroom A and B	3	6600	23' 8"	88 x 75	650	360	335	125	95	30
Ballroom B and C	3	4400	23' 8"	88 x 50	400	230	230	100	80	20
Ballroom C and D	3	6775	23' 8"	88 x 77	650	360	335	125	95	30
Ballroom A, B and C	3	8710	23' 8"	88 x 99	800	480	430	150	110	40
Ballroom B, C and D	3	8975	23' 8"	88 x 102	800	480	430	150	110	40
Ballroom A, B, C and D	3	13650	23' 8"	88 x 152	1200	720	675	210	160	60
Ballroom Pre-function Area East	3	6260	30'	--	--	240	200	—	—	20
Meeting Room 315	3	1560	18'	58 x 27	140	80	75	55	50	—
Meeting Room 316	3	1970	18'	58 x 34	170	100	90	60	50	—
Meeting Room 317	3	1560	18'	58 x 27	140	80	75	55	50	—
Meeting Room 315 & 316	3	3530	18'	58 x 61	310	180	165	85	65	—
Meeting Room 316 & 317	3	3530	18'	58 x 61	310	180	165	85	65	—
Meeting Room 315, 316 & 317	3	5100	18'	58 x 88	450	240	240	110	90	15
Meeting Room 318	3	1740	18'	58 x 30	140	80	75	55	50	—
Third Floor Registration Area	3	5660	14'	—	—	—	—	—	—	10
Third Floor North Pre-function	3	3510	32'	—	—	—	—	—	—	10
Meeting Room 403	4	418	12'	22 x 19	30	20	20	20	16	—
Meeting Room 404	4	828	12'	36 x 23	70	32	30	28	22	—
Meeting Room 405	4	900	12'	30 x 30	90	40	40	28	22	—
Meeting Room 406	4	456	12'	24 x 19	40	20	15	22	18	—
Meeting Room 407	4	1470	13' 4"	49 x 30	140	60	60	46	39	—
Exhibition Hall A	5	22200	30'	182 x 122	1900	980	1230	—	—	120
Exhibition Hall B	5	27300	30'	182 x 150	2200	1260	1560	—	—	150
Exhibition Hall A and B	5	50000	30'	182 x 272	4250	2520	2900	—	—	270
Exhibition Hall Pre-function Area	5	8780	15'	218 x 46	—	360	—	—	—	20